

BANK OF INDIA HEAD OFFICE COMPTROLLER'S DEPARTMENT
COMPILATION OF CLOSING RETURNS - FOREIGN BRANCHES

VER 8.2

NAME OF THE BRANCH :	BANK OF INDIA (UGANDA) LTD	CURRENT	PREVIOUS
STATEMENT DATE:	31ST MARCH, 2026	31.03.2026	31.03.2025
PERIOD:	YEAR ENDED		
	FROM - TO CURRENT PERIOD	01.04.2025	31.03.2026
	FROM - TO PREVIOUS PERIOD	01.04.2024	31.03.2025

CARE: FOR PRINTING USE LEGAL PAPER (8.5 X 14 Inch.)
PREFERRED PRINTERS: LASER
PREFERRED PAGE SIZE : LEGAL (8.5 X 14 IN)
ADVISIBLE SCREEN RESOLUTION : 1024 X 768 (For proper Display of Buttons)

(Current Period)

(Previous Period)

[Signature]
Chief Manager

[Signature]
Chief Executive

Chartered Accountant

MKJIM & ASSOCIATES
CERTIFIED PUBLIC ACCOUNTANT
 Sign:.....
 Tel: 0772 090 242
 Email: jim@mkjimassociates.com

BANK OF INDIA (UGANDA) LTD

For Foreign Branches Only

FORM 'A'

BALANCE SHEET AS AT 31ST MARCH, 2026

(The Balance Sheet has been prepared in conformity with Form 'A' of the Third Schedule to the Banking Regulation Act, 1949)

Sch	AS ON	
	31.03.2026 (Current Period)	31.03.2025 (Previous Period)
No.	(Local Currency)	(Local Currency)
CAPITAL AND LIABILITIES		
CAPTIAL	1	150,000,000,000.00
RESERVES & SURPLUS	2	36,778,834,244.32
DEPOSITS	3	349,958,966,442.02
BORROWINGS	4	-
OTHER LIABILITIES AND PROVISIONS	5	30,632,973,940.81
TOTAL :		567,370,774,627.15
ASSETS		
CASH AND BALANCES WITH CENTRAL BANK	6	48,394,738,564.71
BALANCES WITH BANKS AND MONEY AT CALL	7	67,916,831,817.92
INVESTMENTS	8	169,513,202,790.53
ADVANCES	9	256,317,774,840.16
FIXED ASSETS	10	815,758,124.25
OTHER ASSETS	11	24,412,468,489.58
TOTAL		567,370,774,627.15
CONTINGENT LIABILITIES	12	11,359,849,821.00
BILLS FOR COLLECTION		7,019,939,274.00

We certify that -

(i) The balance-sheet and schedules/annexures thereto have been prepared in accordance with Accounting Policy mentioned in Schedule 17 of Bank's last year's balance sheet

and amendments thereto.

(ii) Income/expenditure is recognised as per the procedure devised by the Bank in accordance with the prescribed norms, and

(iii) Physical verification of Bank's fixed asset has been carried out.

Date :

Chief M:

Chief Executive

Subject to Audit Report of even date

Date :

Chartered Accountants



Classification: Internal

BANK OF INDIA (UGANDA) LTD

SCHEDULE 1 - CAPITAL

	AS ON 31.03.2026 (Current Period) (Local Currency)	AS ON 31.03.2025 (Previous Period) (Local Currency)
I. AUTHORIZED	xxxxxxxxxxx	xxxxxxxxxxx
XXXXXXXXX Number of Equity Shares (Previous Year xxxxxxx) Equity Shares of (curr) each	150,000,000,000.00	150,000,000,000.00
II. ISSUED AND SUBSCRIBED		
.....Number of Equity Shares (Previous Year xxxxxxx) Equity Shares of (curr) each	150,000,000,000.00	150,000,000,000.00
III. PAID UP CAPITAL		
.....Number of Equity Shares (Previous Year xxxxxxxx) Equity Shares of (curr)BWP 50000000 each fully paid-up	150,000,000,000.00	150,000,000,000.00
Add: Amount of shares forfeited		
TOTAL	150,000,000,000.00	150,000,000,000.00

Date :

Prashant Jain

Chief Manager

[Signature]

Chief Executive

Chartered Accountant

MKJIM & ASSOCIATES

CERTIFIED PUBLIC ACCOUNTANT

Sign:.....

Tel: 0772 090 242

Email: jim@mkjimassociates.com

BANK OF INDIA (UGANDA) LTD

SCHEDULE 2 - RESERVES & SURPLUS

	AS ON 31.03.2026 (Current Period) (Local Currency)	AS ON 31.03.2025 (Previous Period) (Local Currency)
I. STATUTORY RESERVE		
Opening Balance		
Additions during the year		
Deductions during the year		
TOTAL I	-	-
II. CAPITAL RESERVE		
A) REVALUATION RESERVE		
Opening Balance		
Additions during the year		
Less: Depreciation /adjustments on a/c of revaluation		
TOTAL (A)	-	-
B) OTHERS		
i) Profit on sale of Investments- Held to Maturity		
Opening Balance		
Additions during the year		
Deductions during the year		
SUB TOTAL (i)	-	-
ii) Foreign Currency Translation Reserve		
Opening Balance		
Additions during the year		
Deductions during the year		
SUB TOTAL (ii)	-	-
iii) Special Reserve - Currency Swaps		
Opening Balance		
Additions during the year		
Deductions during the year		
SUB TOTAL (iii)	-	-
TOTAL (B)	-	-
TOTAL (II) (A+B)	-	-
III. SHARE PREMIUM		
Opening Balance		
Additions during the year		
Deductions during the year		
TOTAL III	-	-
IV. REVENUE & OTHER RESERVES		
i) Revenue Reserve		
Opening Balance	22,251,720,049.16	13,074,094,570.59
Additions during the year	-	18,526,283,029.66
Deductions during the year	6,828,694,223.84	13,480,738,996.52
SUB TOTAL (i)	15,423,025,825.32	18,119,638,603.73
ii) Other (specify) Reserve		
Opening Balance		
Additions during the year		
Deductions during the year		
SUB TOTAL (ii)	-	-
TOTAL IV	15,423,025,825.32	18,119,638,603.73
V		
Balance in Profit and Loss Account	21,355,608,419.00	4,132,081,445.43
TOTAL (I TO V)	36,778,834,244.32	22,251,720,049.16

Date :

Prakash Joshi
Chief Manager

[Signature]
Chief Executive

[Signature]
Chartered Accountant

MKJIM & ASSOCIATES
CERTIFIED PUBLIC ACCOUNTANT
Sign:.....
Tel: 0772 090 242
Email: jim@mkjimassociates.com

Classification: Internal

BANK OF INDIA (UGANDA) LTD

SCHEDULE 3 - DEPOSITS

	AS ON 31.03.2026 (Current Period) (Local Currency)	AS ON 31.03.2025 (Previous Period) (Local Currency)
I. Demand Deposits	xxxxxxxxxxx	xxxxxxxxxxx
a) Current Deposits	41,768,799,544.00	43,121,999,570.91
b) Call Deposits		
c) Sundry Deposits (Total as per CA 16)	4,843,997,561.86	21,272,874.00
d) Overdue Term Deposits (Made less from fixed deposits item III)		
xxxxxxxxxxx	xxxxxxxxxxx	xxxxxxxxxxx
TOTAL I	46,612,797,105.86	43,143,272,444.91
II. Savings Bank Deposits	22,326,488,022.53	20,174,292,932.09
III. Term Deposits	xxxxxxxxxxx	xxxxxxxxxxx
a) Fixed Deposits	280,535,822,156.33	260,662,775,211.18
b) Short Deposits		
c) Certificate of Deposits		
d) Deposits with Notice		
e) Recurring Deposits	483,859,157.30	235,580,000.00
f)		
g)		
SUB-TOTAL	281,019,681,313.63	260,898,355,211.18
Less : Overdue term deposits added in item I above	xxxxxxxxxxx	xxxxxxxxxxx
Sub-Total of term Deposits (Total a to g)	281,019,681,313.63	260,898,355,211.18
TOTAL DEPOSITS (Total of I + II + III)	349,958,966,442.02	324,215,920,588.18
	xxxxxxxxxxx	xxxxxxxxxxx
SUPPLEMENTARY INFORMATION		
	xxxxxxxxxxx	xxxxxxxxxxx
DEMAND DEPOSITS	46,612,797,105.86	43,143,272,444.91
a) From Banks	-	-
b) From Others	46,612,797,105.86	43,143,272,444.91
SAVINGS BANK DEPOSITS	22,326,488,022.53	20,174,292,932.09
a) From Banks	-	-
b) From Others	22,326,488,022.53	20,174,292,932.09
TERM DEPOSITS	281,019,681,313.63	260,898,355,211.18
a) From Banks	92,242,500,000.00	76,860,000,000.00
b) From Others	188,777,181,313.63	184,038,355,211.18
TOTAL DEPOSITS *	349,958,966,442.02	324,215,920,588.18
a) From Banks	92,242,500,000.00	76,860,000,000.00
b) From Others	257,716,466,442.02	247,355,920,588.18

* THIS TOTAL SHOULD TALLY WITH TOTAL DEPOSITS - TOTAL I + II + III

Date :



 Chief Manager



 Chief Executive

Chartered Accountant



Classification: Internal

BANK OF INDIA (UGANDA) LTD

SCHEDULE 4 - BORROWINGS

		AS ON 31.03.2026 (Current Period) (Local Currency)	AS ON 31.03.2025 (Previous Period) (Local Currency)
II.	Borrowings outside India (Give details below)	-	-
		xxxxxxxxxxx	xxxxxxxxxxx
	TOTAL II	-	-

Secured borrowings included in II above in Local Currency

0.00

Note : Inter Branch transactions should not be included in this schedule.
These transactions should be included under "Inter-office adjustments" in
Schedule - 5 Item II (b).

DETAILS OF BORROWINGS OUTSIDE INDIA :-

0.00

Date :

[Handwritten Signature]

Chief Manager

[Handwritten Signature]

Chief Executive

**MKJIM & ASSOCIATES
CERTIFIED PUBLIC ACCOUNTANT**

[Handwritten Signature]

Chartered Accountant

Tel: 0772 090 242
Email: jim@mkjimassociates.com

BANK OF INDIA (UGANDA) LTD

SCHEDULE 5 - OTHER LIABILITIES AND PROVISIONS

		AS ON 31.03.2026 (Current Period) (Local Currency)	AS ON 31.03.2025 (Previous Period) (Local Currency)
I.	Bills Payable	xxxxxxxxxx	xxxxxxxxxx
	a) Drafts Payable		
	b) Payslips Issued	13,832,025.00	13,832,000.00
	TOTAL I	13,832,025.00	13,832,000.00
II.	Inter Office Adjustments	xxxxxxxxxx	xxxxxxxxxx
	a) Head Office Account		
	b) Other Branches, if any		
	TOTAL II	-	-
III.	Interest Accrued	7,688,859,866.50	6,982,252,050.45
IV.	Others including Provisions	xxxxxxxxxx	xxxxxxxxxx
	a) Sundry Credits	8,671,834,373.29	11,880,325,244.70
	b) Provision for Taxes	4,626,914,646.05	1,713,034,617.43
	c) Reserve for Investment		
	d) Reserve for Standard Assets	2,570,792,021.87	2,324,896,726.20
	e) Reserve for Other Assets		
	f) Reserve for Loan Losses (NPA)	286,551,650.15	568,330,126.63
	g) Unremitted Profit (HO FUNDS)		
	h) Legal Earned Reserve (HO FUNDS)		
	i) H. O. Subvention Fund (HO FUNDS)		
	j) HO fund General Resv for Cayman Island (HO FUNDS)		
	k) General Reserve Unallocated (HO FUNDS)		
	l) Retained HOAE (HO FUNDS)		
	m) Assigned Capital at Foreign Branches (HO FUNDS)		
	n) Remittance from HO (only for London br.)		
	o) Reserve for banking risk(only for Paris br.)		
	p) Provision for Country Risk + HO funds for country risk(only for Paris br.)		
	q) Rebate on Bills Discounted		
	r) Liability for SWAP FC		
	s) CAPITAL RESERVE (ONLY FOR NAIROBI BR.)		
	t) Medium Term Loans II (only for London Br.)		
	u) Amortisation of Premium		
	v) General Reserve Unallocated(not HO funds)		
	w) Capital (Tier I) (For Jersey Br only)		
	x) Deffered Tax Liability		
	y) Other Liabilities	1,952,309,774.37	663,751,212.00
	z) Revaluation profit		-
	z1) Accumulated Depreciation on Right of Use Asset	4,821,879,583.58	3,669,402,420.83
	TOTAL IV	22,930,282,049.31	20,819,740,347.79
	TOTAL OF I + II + III + IV	30,632,973,940.81	27,815,824,398.24


 Chief Manager


 Chief Executive

Chartered Accountant

MKJIM & ASSOCIATES
CERTIFIED PUBLIC ACCOUNTANT

Sign:.....
 Tel: 0772 090 242
 Email: jim@mkjimassociates.com

BANK OF INDIA (UGANDA) LTD

**SCHEDULE 6 - CASH AND BALANCES WITH CENTRAL BANK
MONETARY AUTHORITY OF COUNTRY**

		AS ON 31.03.2026 (Current Period) (Local Currency)	AS ON 31.03.2025 (Previous Period) (Local Currency)
I.	Cash in Hand (Including Foreign Currency Notes)	4,616,849,290.00 xxxxxxxxxxx	3,083,949,400.00 xxxxxxxxxxx
II.	Balances with Central Bank Monetary Authority of the Country	xxxxxxxxxxx	xxxxxxxxxxx
		xxxxxxxxxxx	xxxxxxxxxxx
	a) In Current Accounts	43,777,889,274.71	30,645,866,422.23
	b) In Other Accounts	-	-
	Total (a) & (b)	43,777,889,274.71	30,645,866,422.23
	Total I & II	48,394,738,564.71	33,729,815,822.23

SCHEDULE 7 - BALANCES WITH BANKS & MONEY AT CALL & SHORT NOTICE

		AS ON 31.03.2026 (Current Period) (Local Currency)	AS ON 31.03.2025 (Previous Period) (Local Currency)
II.	Outside India	xxxxxxxxxxx	xxxxxxxxxxx
	a) In Current Accounts	6,441,831,817.92	7,906,774,624.39
	b) In Other Deposit Accounts	61,475,000,000.00	59,240,000,000.00
	c) Money at Call & Short Notice		
	TOTAL item a, b and c	67,916,831,817.92	67,146,774,624.39

SCHEDULE 8 - INVESTMENTS

		AS ON 31.03.2026 (Current Period) (Local Currency)	AS ON 31.03.2025 (Previous Period) (Local Currency)
II.	Investments outside India in	xxxxxxxxxxx	xxxxxxxxxxx
	i) Government Securities (including Local Authorities)	169,513,202,790.53 xxxxxxxxxxx	166,590,729,857.00 xxxxxxxxxxx
	ii) Subsidiaries and/or Joint Ventures abroad		
	iii) Other Investments (to be specified)		
	TOTAL II	169,513,202,790.53	166,590,729,857.00

Date :

Prashant Jaiswal
Chief Manager

[Signature]
Chief Executive

Chartered Accountant



Classification: Internal


BANK OF INDIA (UGANDA) LTD


SCHEDULE 9 - ADVANCES

		AS ON 31.03.2026 (Current Period) (Local Currency)	AS ON 31.03.2025 (Previous Period) (Local Currency)
I.	Bills Purchased and Discounted	xxxxxxxxxx	xxxxxxxxxx
	Cheque Purchased/Bills Purchased/ Negotiated		
	Past due Bills Purchased		
	Bills Discounted - (including Medium Term)		
	Past due Bills discounted		
	Bills receivable under L/Cs		
	Unpaid Bills receivable under L/Cs		
	Foreign Bills Purchased/Negotiated		
	Past due Foreign Bills Purchased		
	Total I	-	-
II.	Overdrafts & Loans repayable on demand	xxxxxxxxxx	xxxxxxxxxx
	Loan - (Demand)	616,657,873.53	486,887,965.45
	Overdrafts	90,595,865,784.44	92,502,082,298.91
	Suspense Accounts (Debits of Advance Nature)	-	
	Import Trust Receipts		
	Export Credit - Advances		
	Total II	91,212,523,657.97	92,988,970,264.36
III.	Term Loans	165,105,251,182.19	140,214,189,738.42
	Total - Advances I + II + III	256,317,774,840.16	233,203,160,002.78

Note: All interest bearing loans and advances granted to staff should be shown in Schedule 9 under respective sub-items such as Loans (Demand), Overdrafts etc.

Note: All non-interest bearing loans and advances granted to staff should be shown in Schedule 11 under item VI - Others k).


 Chief Manager


 Chief Executive

Date :

MKJIM & ASSOCIATES
CERTIFIED PUBLIC ACCOUNTANT
 Chartered Accountant
 Sign:.....
 Tel: 0772 090 242
 Email: jim@mkjimassociates.com

BANK OF INDIA (UGANDA) LTD

Annexure to Schedule 9 (Part – D)

(Special Return for the purpose of segment reporting)

Details of Assets & Income of Wholesale Advances as on 31ST MARCH, 2026

S.No	Particulars	Advances	Interest Earned (Sch 13 Part I)	Other Income
A	Wholesale Banking	-	-	-
B	Total	256,317,774,840.16	26,893,778,549.00	8,990,433,322.00
C	% of Wholesale to Total (A/B)	-	xxxxxxx	xxxxxxx
D	Yield on Total advances (Int. Earned/Total Advances)	0.10	xxxxxxx	xxxxxxx
E	Yield on wholesale advances (Int. Earned / Wholesale Advances)	xxxxxxx	xxxxxxx	xxxxxxx

The segments are defined as under :-

Retail Banking would include exposures which fulfil following two criteria :-

- (i) Exposure – The maximum aggregate exposure upto Rs.5 crores.
- (ii) Total annual turnover is less than Rs.50 crore i.e. the average turnover of the last three years in the case of existing entities and projected turnover in case of new entities.

Wholesale Banking includes all advances which are not included under 'Retail Banking'.

[Signature]
Chief Manager

[Signature]
Chief Executive

Chartered Accountant

MKJIM & ASSOCIATES
CERTIFIED PUBLIC ACCOUNTANT
[Signature]
Sign:.....
Tel: 0772 090 242
Email: jim@mkjimassociates.com

BANK OF INDIA (UGANDA) LTD

0.00

ANNEXURE TO SCHEDULE 9 - PART A

(SPECIAL RETURN FOR THE PURPOSE OF CAPITAL ADEQUACY MEASURES) AS ON

31ST MARCH, 2026

PARTICULARS OF ADVANCES	RISK WEIGHT %	AMOUNT OUTSTANDING AS ON 31ST MARCH, 2026	PROVISION FOR N.P.A.	UNREALISED INTEREST/ INCOME	AGGREGATE OF CASH MARGIN/DEPOSIT/CREDIT BALANCES IN CURRENT OR OTHER ACCOUNTS NOT EARMARKED FOR SPECIFIC PURPOSES AND FREE FROM ANY LIEN	NET (IF NEGATIVE PUT ZERO) (1-2-3-4)
		1	2	3	4	5
a) Claims on Central Government.	0%					0.00
b) Claims guaranteed by Government of India.	0%					0.00
c) Claims on State Government	0%					0.00
d) Claims Guaranteed by State Government	0%					0.00
e) Claims on Public sector undertakings of Government of India	100%					0.00
f) Claims on Public sector undertakings of State Government	100%					0.00
g) Bills Negotiated under L/Cs of our Branches #	100%					0.00
h) Claims on Banks (All claims on banks including but not limited to Bills negotiated / Buyer's credit under L/Cs/ Letter of comforts of other banks, loans collateralised by deposits of other banks, loans guaranteed by other banks.)	20%		\$			0.00
i) Others	100%	256,317,774,840.16	286,551,650.15	32,851,274.00	0.00	255,998,371,916.01
Total		256,317,774,840.16	286,551,650.15	32,851,274.00	0.00	255,998,371,916.01

1 # Details to be given in Annexure to Schedule 9 Part B

2 * Total should tally with CA19 (Total Assets Classification)

** Total should tally with total provision as per CA-19.

[Allocation of Advances (iv) (b)+(c)+(d)]

*** Total should tally with total of CA-19A

§ Should tally with item H, column 1 amount outstanding of Annexure to Schedule 9 Part AA (NPA) under Basel I framework plus (Basel II Annexure 1 - Sr. No. 6 - Claims on domestic banks column 4 ledger outstanding plus Sr. No. 7 - Claims on foreign banks column 4 ledger outstanding).

Prakash Kumar
Chief Manager

[Signature]
Chief Executive

Chartered Accountant

MKJIM & ASSOCIATES
CERTIFIED PUBLIC ACCOUNTANT
Sign:.....
Tel: 0772 090 242
Email: jim@mkjimassociates.com

BANK OF INDIA (UGANDA) LTD

(Revised September 2009)

0.00

ANNEXURE TO SCHEDULE 9 - PART AA (For NPA Accounts only)

(SPECIAL RETURN FOR THE PURPOSE OF CAPITAL ADEQUACY MEASURES) AS ON

31ST MARCH, 2026

PARTICULARS OF ADVANCES	RISK WEIGHT %	AMOUNT OUTSTANDING AS ON 31ST MARCH, 2026	PROVISION FOR N.P.A.	UNREALISED INTEREST/ INCOME	AGGREGATE OF CASH MARGIN/DEPOSIT/CREDIT BALANCES IN CURRENT OR OTHER ACCOUNTS NOT EARMARKED FOR SPECIFIC PURPOSES AND FREE FROM ANY LIEN	NET (IF NEGATIVE PUT ZERO) (1-2-3-4)	Amount of NPA secured by physical collateral (in cases where the amount of provisions held is atleast 15% of the outstanding)
		1	2	3	4	5	6
a) Claims on Central Government.	0%						0.00
b) Claims guaranteed by Government of India.	0%						0.00
c) Claims on State Government	0%						0.00
d) Claims Guaranteed by State Government	0%						0.00
e) Claims on Public sector undertakings of Government of India	100%						0.00
f) Claims on Public sector undertakings of State Government	100%						0.00
g) Bills Negotiated under L/Cs of our Branches #	100%						0.00
h) Claims on Banks (All claims on banks including but not limited to Bills negotiated / Buyer's credit under L/Cs/ Letter of comforts of other banks, loans collateralised by deposits of other banks, loans guaranteed by other banks.)	20%						0.00
i) Others	100%	572,147,172.70	286,551,650.15	32,851,274.00		252,744,248.55	
Total		572,147,172.70	286,551,650.15 **	32,851,274.00 ***	0.00	252,744,248.55	-

* Total should tally with CA19
[Assets Classification (b) + (c) + (d)]

** Total should tally with total provision as per CA-19.
[Allocation of Advances (iv) (b)+(c)+(d)]

*** Total should tally with total of CA-19A
[Assets Classification (b) + (c) + (d)]

Pranav Joshi
Chief Manager

[Signature]
Chief Executive

[Signature]
Chartered Accountant

MKJIM & ASSOCIATES
CERTIFIED PUBLIC ACCOUNTANT
Sign:.....
Tel: 0772 090 242
Email: jim@mkjimassociates.com

SCHEDULE 10 - FIXED ASSETS AS ON 31ST MARCH, 2026

Sheet No. 1

BLOCK	DESCRIPTION	GROSS BLOCK BALANCE AS ON 31-03-2025 *	ADDITIONS DURING THE PERIOD ENDED 31.03.2026			DEDUCTIONS DURING THE PERIOD ENDED 31.03.2026			GROSS BLOCK CLOSING BALANCE AS ON 31ST MARCH, 2026 (3 + 4 + 5 + 6 - 7 - 8 - 9)
			PURCHASES	TRANSFERS FROM BRANCHES	DUE TO MOC	SALES/ WRITE - OFF	TRANSFERS TO BRANCHES	DUE TO MOC	
1	2	3	4	5	6	7	8	9	10
I.	PREMISES								-
II.	FURNITURE & FIXTURES								-
A	Furniture, Fixture and Equipments (Item i to vii, xv, xvii, xviii)	893,300,919.25				9,039,515.06			884,261,404.19
		XXXXXX	XXXXXX	XXXXXX	XXXXXX	XXXXXX	XXXXXX	XXXXXX	XXXXXX
B	Electric Fittings and Equipments (item xiii, xiv)	2,474,196,322.01	35,293,518.74						2,509,489,840.75
C	Airconditioning plant etc. and Business machine (item viii)	525,092,044.00	2,308,374.00						527,400,418.00
		XXXXXX	XXXXXX	XXXXXX	XXXXXX	XXXXXX	XXXXXX	XXXXXX	XXXXXX
D	Motor Cars, Vans and Motor Cycles (item xi)	223,000,000.00	58,000,000.00						281,000,000.00
E	Cycles (item xvi)	-							-
F	Data Processing Machines including Computers (item xi)	2,644,214,472.50	286,337,480.00						2,930,551,952.50
	TOTAL OF II	6,759,803,757.76	381,939,372.74	-	-	9039515.06	0.00	0.00	7,132,703,615.44
	GRAND TOTAL (I + II)	6,759,803,757.76	381,939,372.74	-	-	9039515.06	0.00	0.00	7,132,703,615.44

* THE FIGURES REPORTED IN THIS COLUMN MUST AGREE WITH THE CLOSING BALANCES OF 31ST MARCH, 2025

THE OPENING/CLOSING BALANCES OF GROSS BLOCK MUST AGREE WITH THE BALANCE IN YOUR GENERAL LEDGER A/C FURNITURE & FIXTURES/REGISTER OF FURNITURE & FIXTURES.

NOTE : For detailed description of items of Furniture & Fixtures, please Refer to Manual of Instructions, Volume No. 2, Chapter 26.

Date : _____

[Signature]
Chief Manager

[Signature]
Chief Executive

[Signature]
Chartered Accountant

MKJIM & ASSOCIATES
CERTIFIED PUBLIC ACCOUNTANT
[Signature]
 Sign:.....
 Tel: 0772 090 242
 Email: jim@mkjimassociates.com

SCHEDULE 10 - FIXED ASSETS ACCUMULATED DEPRECIATION AS ON

31.03.2026

Amount in Local Currency

BLOCK	DESCRIPTION	ACCUMULATED * DEPRECIATION AS ON 31-03-2025	DEPRECIATION			DEPRECIATION			ACCUMULATED DEPRECIATION CLOSING BALANCE AS ON 31ST MARCH, 2026 (11+12+13+14-15-16-17)	WRITTEN DOWN VALUE(W.D.V.)		
			ADDITIONS DURING THE PERIOD ENDED 31.03.2026			DEDUCTIONS DURING THE PERIOD ENDED 31.03.2026				AS ON 31.03.2026	AS ON 31.03.2025	
			FROM PROFIT & LOSS ACCOUNT Refer Note @	TRANSFERS FROM OTHER BRANCHES	DUE TO MOC	ON SALES/ WRITE - OFF	TRANSFERS TO OTHER BRANCHES	DUE TO MOC		(10 - 18)	19.00	20
		11	12	13	14	15	16	17	18			
I.	PREMISES											
II.	FURNITURE & FIXTURES											
A	Furniture, Fixture and Equipments (Item i to vii, xv, xvii, xviii)	617,507,217.12 XXXXXX	47,919,031.40 XXXXXX	XXXXXX	XXXXXX	XXXXXX	XXXXXX	XXXXXX	665,426,248.52 XXXXXX	218,835,155.67 XXXXXX	275,793,702.13 XXXXXX	
B	Electric Fittings and Equipments (item xiii, xiv)	2,250,722,592.41	60,406,839.82						2,311,129,432.23	198,360,408.52	223,473,729.60	
C	Airconditioning plant etc. and Business machine (item viii to xii)	456,439,209.09 XXXXXX	22,962,807.16 XXXXXX	XXXXXX	XXXXXX	XXXXXX	XXXXXX	XXXXXX	479,102,016.25 XXXXXX	48,298,401.75 XXXXXX	68,652,834.91 XXXXXX	
D	Motor Cars, Vans and Motor Cycles (item xii)	188,875,000.00	29,041,696.63						217,916,696.63	63,093,333.37	34,125,000.00	
E	Cycles (item xvi)	-										
F	Data Processing Machines including Computers (item xi)	2,488,198,116.65	155,173,010.91						2,643,371,127.56	287,180,824.94	156,016,355.85	
	TOTAL II	6,001,742,135.27	315,203,355.92			0.00	0.00	0.00	6,316,945,491.19	815,758,124.25	758,061,622.49	
	TOTAL I + II	6,001,742,135.27	315,203,355.92			0.00	0.00	0.00	6,316,945,491.19	815,758,124.25	758,061,622.49	

* THE FIGURES REPORTED IN THIS COLUMN MUST AGREE WITH THE CLOSING BALANCES OF 31ST MARCH, 2025

Note : @ THE FIGURES REPORTED UNDER TOTAL I+II IN COLUMN 12 SHOULD TALLY WITH ITEM V. DEPRECIATION ON BANK'S PROPERTY IN SCHEDULE 16 OF FORM 'B'.

Date : _____

Chief Manager

Chief Executive

Chartered Accountant



BANK OF INDIA (UGANDA) LTD

SCHEDULE 11 - OTHER ASSETS

	AS ON 31.03.2026 (Current Period) (Local Currency)	AS ON 31.03.2025 (Previous Period) (Local Currency)
I. Inter-Office Adjustment (Branch Adjustment)		
II. Interest Accrued	8,195,001,826.05	6,544,551,240.00
III. Tax paid in advance/tax deducted at source		
IV. Stationery, Stamps and Stamped Documents		
V. Non-Banking assets acquired in satisfaction of claim`		
VI. Others	xxxxxxxxxxxx	xxxxxxxxxxxx
a) Suspense Accounts (Debits) of Other Assets Nature	-	
b) Accumulated Loss carried forward a/c		
c) Swap A/c.		
d) Clearing Adjustments		
e) Currency Position		
f) Trade A/c. (Forex)		
g) Non-Interest bearing Loans/ Advances to Staff	22,389,624.00	7,519,989.00
h) capital work in process		
i) Deferred Tax Assets **	1,248,039,898.36	402,556,836.29
j) Security Deposit	125,624,055.00	122,454,420.00
k) Interest		
l) Defered Tax		
m) GST Refundable		
n) Interest Accrued on Term Deposits		
o) Miscellaneous total	1,242,325,357.14	18,770,400.00
p) Prepaid Expenses	3,067,596,367.83	1,517,852,124.95
q) Net Clear	-	35,212,542.60
r) Right of Use Assets	10,511,491,361.20	14,206,005,553.85
Total VI	16,217,466,663.53	16,310,371,866.69
Total I to VI	24,412,468,489.58	22,854,923,106.69

* Details of Placements (including vostro Rupee balances) with Treasury Branch, Other Indian Branches and Foreign Branches included in above must be given separately with the name of the Branch and amount. Total should agree with Item I.

** Full details of Deferred Tax Assets / Liability including treatment in books should be given separately.

Date :



Chief Manager



Chief Executive



BANK OF INDIA (UGANDA) LTD

SCHEDULE 12 - CONTINGENT LIABILITIES

		AS ON 31.03.2026 (Current Period) (Local Currency)	AS ON 31.03.2025 (Previous Period) (Local Currency)
I.	Claim against the Bank not acknowledged as debts (Details as per attached sheet)		
II.	Liability for partly paid investments		
III.	Liability on account of outstanding forward exchange contracts		
IV.	Guarantee given on behalf of constituents	xxxxxxxxxx	xxxxxxxxxx
	a) In India	1,343,000,000.00	1,334,935,238.05
	b) Outside India	8,863,051,768.00	744,550,000.00
V.	Acceptances, endorsements and other obligations	xxxxxxxxxx	xxxxxxxxxx
	a) Bank's Liability for Credits opened for customers	1,153,798,053.00	4,718,301,733.00
	b) Bank's Liability for confirming credits		
	c) Bank's Liability for acceptance A/c. customers		
	d) Liabilities for acceptances on behalf of Customers	7,019,939,274.00	1,942,103,214.00
	Total of item V	8,173,737,327.00	6,660,404,947.00
VI.	Other items for which the Bank is contingently liable (Give details)		
	a) Interest Rate Swap		
	b) CAPITAL COMMITMENTS #		
	c) Others - Foreign bills for collections		
	Total of item VI	-	-
	Total of items I to VI	18,379,789,095.00	8,739,890,185.05

Commitments under underwriting contracts estimated amount of contracts remaining to be executed on capital account and not provided for arrears of Cumulative Dividends, Bills Rediscounted etc. to be included here.

Date :

Pranav Jais

Chief Manager

[Signature]

Chief Executive

**MKJIM & ASSOCIATES
CERTIFIED PUBLIC ACCOUNTANT**

Sign: *[Signature]*
Tel: 0772 090 242
Email: jim@mkjimassociates.com

Chartered Accountant

BANK OF INDIA (UGANDA) LTD

(Revised March 2008)

ANNEXURE TO SCHEDULE 12 - PART A

A) OFF BALANCE SHEET ITEMS (CONTINGENT LIABILITIES)		
	AMOUNT OUTSTANDING AS ON 31.03.2026 (Local Currency)	CASH MARGIN/ DEPOSIT/ EAR-MARKED DEPOSITS AVAILABLE AS SECURITY (Local Currency)
I	Claims against the bank not acknowledge as debts	
II	Liability for partly paid Investments	
III	Liability on account of outstanding forward exchange contracts with original maturity of:*	
	a) 14 days or less	
	b) 15 days or more but less than 1 year	
	c) 1 year & over but less than 2 years	
	d) 2 years & over but less than 3 years	
	e) And so on	
	T o t a l [a+b+c+d+e]	-
IV	Guarantees given on behalf of constituents	
	a) Against counter guarantees of OUR BRANCHES	
	b) Against counter guarantee of OTHER BANKS of which	
	i) Financial Guarantees	
	ii) Others	
	c) Financial Guarantees	
	d) Others	10,206,051,768.00
	Total [a+b+c+d]	10,206,051,768.00
V	Acceptances, Endorsement & other obligations	
	a) Bank's liability for credits opened for customers @	1,153,798,053.00
	b) Bank's Liability for Confirming Credits	
	c) Bank's Liability for Acceptances a/c Customers @	
	d) Liability for Acceptances on behalf of customers @	7,019,939,274.00
	T o t a l [a+b+c+d]	8,173,737,327.00
VI	Other Items for which bank is contingently liable	
a)	Interest rate swap with original maturity of *	
	i) 14 days or Less	
	ii) 15 days or more but less than 1 year	
	iii) 1 year & over but less then 2 years	
	iv) 2 years & over but less then 3 years	
	v) and so on	
	T o t a l [i+ii+iii+iv+v]	-
b)	Capital Commitments #	
c)	Others	
	T o t a l [a+b+c] i.e. Total Of VI	-
	T o t a l I to VI**	18,379,789,095.00

* As per D-5 return

** Total I to VI should tally with Contingent Liabilities as per Schedule 12

@ Further break-up of these items should be furnished as per Format of " Additional Information for Capital Adequacy Measure-II" (enclosed)

Arrears of cumulative dividends, Bills Rediscounted, Commitments under underwriting contracts estimated amount of contracts remaining to be executed on capital account and not provided for etc. are to be included here.

NOTE: TOTALS OF EACH ITEM SHOULD TALLY WITH THE RESPECTIVE ITEMS OF SCHEDULE 12

Date:

Prakash Joshi
Chief Manager

[Signature]
Chief Executive

Chartered Accountant

MKJAM & ASSOCIATES
CERTIFIED PUBLIC ACCOUNTANT
[Signature]
Sign:.....
Tel: 0772 090 242
Email: jim@mkjmassociates.com

Classification: Internal

(Revised December 2008)

BANK OF INDIA (UGANDA) LTD
ADDITIONAL INFORMATION FOR CAPITAL ADEQUACY MEASURES - II
(As part of annexure to Schedule 12, Part - A)

Further Break-up of Contingent Credit Exposure As on

31ST MARCH, 2026

Sr. No.	Credit Contingent Items	Client / Obligant 1	CCF for Contingent 2	Risk Weight for Obligant 3	Total Book Exposure 4	Cash Margin/ Deposits/Provision 5	Net Exposure (4-5) 6
1	Letters of Credit (Documentary)	Govt.	20	0			0.00
2	Letters of Credit (Documentary)	Banks	20	20			0.00
3	Letters of Credit (Documentary)	ND- SI -NBFCs	125	100			0.00
4	Letters of Credit (Documentary)	Others	20	100			0.00
5	Letters of Credit (Clean)	Govt.	100	0			0.00
6	Letters of Credit (Clean)	Banks	100	20			0.00
7	Letters of Credit (Clean)	ND- SI -NBFCs	125	100			0.00
8	Letters of Credit (Clean)	Others	100	100	1,153,798,053.00		1,153,798,053
A	Total [under column 4 should tally with item V(a) of Annexure to Schedule 12 (Part A)]		0	0	1,153,798,053.00	0.00	1,153,798,053
1	Guarantees - Financial	Govt.	100	0			0.00
2	Guarantees - Financial	Banks	100	20			0.00
3	Guarantees - Financial	ND- SI -NBFCs	125	100			0.00
4	Guarantees - Financial	Others	XXXXXX	XXXXXX	XXXXXX	XXXXXX	XXXXXX
	(i) Secured by mortgage on commercial real estate		150	100			0.00
	(ii) On behalf of Stock Brokers & Market makers		125	150			0.00
	(iii) Others		100	100			0.00
B	Total [under column 4 should tally with item IV(c) of Annexure to Schedule 12 (Part A)]		0	0	0.00	0.00	0.00
1	Guarantees - Others	Govt.	50	0	0.00		0.00
2	Guarantees - Others	Banks	50	20			0.00
3	Guarantees - Others	ND- SI -NBFCs	125	100			0.00
4	Guarantees - Others	Others	XXXXXX	XXXXXX	XXXXXX	XXXXXX	XXXXXX
	(i) Secured by mortgage on commercial real estate		150	100			0.00
	(ii) On behalf of Stock Brokers & Market makers		125	150			0.00
	(iii) Others		50	100	10,206,051,768		10,206,051,768
C	Total [under column 4 should tally with item IV(d) of Annexure to Schedule 12 (Part A)]		0	0	10,206,051,768	0.00	10,206,051,768
1	Bank's Liability for Acceptances A/c Customers.	Govt.	100	0			0.00
2	Bank's Liability for Acceptances A/c Customers.	Banks	100	20			0.00
3	Bank's Liability for Acceptances A/c Customers.	ND- SI -NBFCs	125	100			0.00
4	Bank's Liability for Acceptances A/c Customers.	Others	100	100			0.00
D	Total [under column 4 should tally with item V(c) of Annexure to Schedule 12 (Part A)]		0	0	0.00	0.00	0.00
1	Liabilities for Acceptances on behalf of Customers	Govt.	100	0			0.00
2	Liabilities for Acceptances on behalf of Customers	Banks	100	20			0.00
3	Liabilities for Acceptances on behalf of Customers	ND- SI -NBFCs	125	100			0.00
4	Liabilities for Acceptances on behalf of Customers	Others	100	100	7,019,939,274.00		7,019,939,274.00
E	Total [under column 4 should tally with item V(d) of Annexure to Schedule 12 (Part A)]				7019939274.00	0.00	7019939274.00

Date : -


Chief Manager


Chief Executive


Chartered Accountant

MKJIM & ASSOCIATES
CERTIFIED PUBLIC ACCOUNTANT
Sign:.....
Tel: 0772 090 242
Email: jim@mkjimassociates.com

PLEASE ENSURE THAT THIS MISMATCH REPORT HAS ZERO VALUE IN ALL FIELDS

MISMATCH BETWEEN (SCHEDULE 12) AND (ANN TO SCHEDULE 12 - PART A)

		MISMATCH
I	CLAIMS AGAINST THE BANKS NOT ACKNOWLEDGED AS DEBTS	0.00
II	LIABILITY FOR PARTLY PAID INVESTMENTSS	0.00
III	LIABILITY ON ACCOUNT OF OUTSTANDING FORWARD EXCHANGE	0.00
IV	GUARANTEES GIVEN ON BEHALF OF CONSTITUENTS	0.00
V	ACCEPTANCES, ENDORSEMENTS AND OTHER OBLIGATIONS	
a)	Bank's Liability for Credits Opened for Customers	0.00
b)	Bank's Liability for Confirming Credits	0.00
c)	Bank's Liability for Acceptances A/c Customers	0.00
d)	Liabilities for Acceptances on behalf of Customers	0.00
VI	OTHER ITEMS FOR WHICH BANK IS CONTINGENTLY LIABLE	
a)	Interest Rate Swap	0.00
b)	Capital Commitments	0.00
c)	Others	0.00

MISMATCH BETWEEN (ANN TO SCHEDULE 12 - PART A) AND (MEASURE II)

IV - b)	Financial Guarantees (Total B of Measure II)	Book Exposure	0.00
		Cash Margin	0.00
IV - c)	Other Guarantees (Total C of Measure II)	Book Exposure	0.00
		Cash Margin	0.00
V - a)	Bank's Liability for Credits Opened for Customers (Total A of Measure II)	Book Exposure	0.00
		Cash Margin	0.00
V - c)	Bank's Liability for Acceptances A/c Customers (Total D of Measure II)	Book Exposure	0.00
		Cash Margin	0.00
V - d)	Liabilities for Acceptances on behalf of Customers (Total E of Measure II)	Book Exposure	0.00
		Cash Margin	0.00

Frank J. Jones

[Handwritten Signature]

MKJIM & ASSOCIATES
CERTIFIED PUBLIC ACCOUNTANT
 Sign: *[Signature]*
 Tel: 0772 090 242
 Email: jim@mkjimassociates.c


BANK OF INDIA (UGANDA) LTD

FORM 'B'

PROFIT & LOSS ACCOUNT FOR THE YEAR ENDED 31ST MARCH, 2026
 From **01.04.2025**
 To **31.03.2026**

(The Profit & Loss Account has been prepared in conformity with Form 'B' of the third schedule to the Banking Regulation Act, 1949)

SCHEDULE NO.	YEAR ENDED	
	01.04.2025 to 31.03.2026 (Local Currency)	01.04.2024 to 31.03.2025 (Local Currency)
I. INCOME		
INTEREST EARNED	13 53,925,436,219.00	48,418,391,944.05
OTHER INCOME	14 8,990,433,322.00	4,139,279,165.73
LOSS TRANSFERRED	-	
TOTAL :	62,915,869,541.00	52,557,671,109.78
II. EXPENDITURE		
INTEREST EXPENDED	15 17,348,143,534.00	16,275,090,824.73
OPERATING EXPENSES	16 23,731,797,646.00	21,543,372,464.37
PROVISIONS AND CONTINGENCIES (As per ANNEXURE I enclosed)	480,119,942.00	737,043,206.98
PROFIT TRANSFERRED	21,355,808,419.00	14,002,164,613.70
TOTAL	62,915,869,541.00	52,557,671,109.78



Date :

Handwritten signature

Chief Manager

Handwritten signature

Chief Executive

Subject to Audit Report of even date

Chartered Accountants

MKJIM & ASSOCIATES
CERTIFIED PUBLIC ACCOUNTANT

Sign: *Handwritten signature*

Tel: 0772 090 242

Email: jim@mkjimassociates.com

Classification: Internal

BANK OF INDIA (UGANDA) LTD

SCHEDULE 13 - INTEREST EARNED

	From To	YEAR ENDED	
		01.04.2025 31.03.2026 (Local Currency)	01.04.2024 31.03.2025 (Local Currency)
I.	Interest/Discount on advances/bills	xxxxxxxx	xxxxxxxx
	Miscellaneous - Inland	-	
	Miscellaneous - Foreign		
	Miscellaneous Foreign Imports(including Trust Receipts)		
	Miscellaneous Foreign Exports		
	Fixed Loans	88,610,760.00	62,615,244.86
	Overdrafts	10,504,273,126.00	9,714,031,837.00
	Term Loans	16,300,894,663.00	14,105,699,126.54
	Export Packing Credits		
	Bills Discounted		
	XXXXXXXXXX	XXXXXXXXXX	
	XXXXXXXXXX	XXXXXXXXXX	
	Total I	26,893,778,549.00	23,882,346,208.40
II.	Income on Investments Discount/Interest	27,026,328,561.00	24,529,606,855.00
III.	Interest on balance with Central Bank Monetary Authority of Country etc	xxxxxxxxxxxxxxxxxxxx	xxxxxxxxxxxxxxxxxxxx
1.	Interest on balance with Central Bank Monetary Authority of Country		
2.	Interest on Call Loans to Bank		
3.	Interest on Deposits with other Banks	5,329,109.00	6,438,880.65
4.	Inter Bank Fund/Interest Rate Swap		
	Total III	5,329,109.00	6,438,880.65
IV.	Others		
	Others Interest/Discount NOT included in I,II,III above		
	Interest received from our own branches -	xxxxxxxxxxxxxxxxxxxx	xxxxxxxxxxxxxxxxxxxx
	(a) Other own Foreign branches		
	(b) Own Indian Branches, if any		
	Total IV	-	-
	Total (I + II + III + IV)	53,925,436,219.00	48,418,391,944.05

Date :


Chief Manager


Chief Executive

Chartered Accountant

MKJIM & ASSOCIATES
CERTIFIED PUBLIC ACCOUNTANT


Sign:.....
Tel: 0772 090 242
Email: jim@mkjimassociates.com

Classification: Internal


BANK OF INDIA (UGANDA) LTD


SCHEDULE 14 - OTHER INCOME

	From To	YEAR ENDED			
		01.04.2025 31.03.2026 (Local Currency)		01.04.2024 31.03.2025 (Local Currency)	
		Credits	Debits	Credits	Debits
I. Commission, Exchange and Brokerage					
Commission - Foreign		401,194,703.00	-	368,737,673.93	
Commission - on Guarantees		315,343,385.00	-	211,406,184.90	
Exchange - Foreign					
Brokerage			-		
Proposal Processing Charges		1,866,708,650.00		1,384,700,836.73	
Rent - Safe Deposits Lockers		-		-	
Total I		2,583,246,738.00	-	1,964,844,695.56	-
(Net balance to be extended to) Total I			2,583,246,738.00		1,964,844,695.56
II. Profit on Sale of Investments					
Less : Loss on sale of Investments					
III. Profit on revaluation of Investments					
Less : Loss on revaluation of Investments			XXXXXXXXXXXXXXXXXXXX		XXXXXXXXXXXXXXXXXXXX
IV. Profit on sale of Land, Buildings, and Other Assets					
Less : Loss on sale of Land, Buildings, and Other Assets			XXXXXXXXXXXXXXXXXXXX		XXXXXXXXXXXXXXXXXXXX
V. Profit on Exchange Transactions		1,282,987,803.00		849,920,020.00	
Less : Loss on Exchange Transactions			XXXXXXXXXXXXXXXXXXXX		XXXXXXXXXXXXXXXXXXXX
VI. Income earned by way of dividends etc. from Subsidiaries/Companies and/or Joint Venture abroad/in India					
VII. Miscellaneous Income			XXXXXXXXXXXXXXXXXXXX		XXXXXXXXXXXXXXXXXXXX
Rent (from property owned by Bank)					
Service Charges - C/D, S/B etc.		386,034,978.00		352,452,432.40	
Recoveries in written off Accounts		4,498,632,116.00			
Miscellaneous Receipts *		239,531,687.00		972,062,017.77	
XXXXXXXXXXXX			XXXXXXXXXXXXXXXXXXXX		XXXXXXXXXXXXXXXXXXXX
Total VII			5,124,198,781.00		1,324,514,450.17
Total (I to VII)			8,990,433,322.00		4,139,279,165.73

Note: Details of major items such as safe custody charges, warrants / other handling charges, sale of old news papers / obsolete items, charges for issuing solvency certificates, issuing duplicate statements of account, signature verification, stop-payment of cheques / cheque return etc. should be given by way of footnote / allonge

Date :


Chief Manager


Chief Executive

MKJIM & ASSOCIATES
CERTIFIED PUBLIC ACCOUNTANT

Chartered Accountants

Sign:.....

Tel: 0772 090 242

Email: jim@mkjimassociates.com

BANK OF INDIA (UGANDA) LTD

SCHEDULE 15 - INTEREST EXPENDED

	From To	YEAR ENDED	
		01.04.2025 31.03.2026 (Local Currency)	01.04.2024 31.03.2025 (Local Currency)
I.	Interest on Deposits	XXXXXXXXXXXXXXXXXXXX	XXXXXXXXXXXXXXXXXXXX
	Miscellaneous - Inland	-	
	Miscellaneous - Foreign		
	Fixed Deposits	16,567,478,900.00	15,518,725,134.00
	Certificate of Deposits		
	Short Deposits	-	-
	Deposits with Notice/Call Deposits		
	FCNR Deposits		
	Savings Bank Deposits	173,422,314.00	183,711,291.00
	Current Deposits	420,220,361.00	364,331,451.73
	Others	187,021,959.00	208,322,948.00
	Total I	17,348,143,534.00	16,275,090,824.73
II.	Interest on Central Bank Monetary Authority of the country	XXXXXXXXXXXXXXXXXXXX	XXXXXXXXXXXXXXXXXXXX
1.	Interest on Central Bank Monetary Authority of the country		
2.	Borrowings from Other Banks/Branches	-	
3.	Borrowings from Foreign Banks/Correspondents	-	
4.	Rediscount charges paid to RBI/Other Banks		
	Total II	-	-
III.	Others		
	Interest paid on Head Office/Branches balances	XXXXXXXXXXXXXXXXXXXX	XXXXXXXXXXXXXXXXXXXX
	a) Interest paid to Head Office on H.O. funds if any		
	b) Interest paid to Other own Foreign Branches		
	c) Interest paid to own Indian Branches *		
	d) Interest rate swap		
	Rediscount charges paid to Other Institutions / MTN		
	Total III	-	-
	Total (I + II + III)	17,348,143,534.00	16,275,090,824.73

* Branch-wise details of interest paid (included in above) and interest due but not paid (I.e. included in Provision made)

	Interest paid on Head Office/Branches balances	Treasury Branch	Other Indian Branches
1)	FCNR - B		
2)	Overnight placements		
3)	Other placements		
	T o t a l	-	-

	Interest due but NOT paid on	Treasury Branch	Other Indian Branches
1)	FCNR - B		
2)	Overnight placements		
3)	Other placements		
	T o t a l	0.00	0.00

Date :


Chief Manager


Chief Executive

MKJIM & ASSOCIATES
CERTIFIED PUBLIC ACCOUNTANT
Sign:.....
Tel: 0772 090 242
Chartered Accountants
Email: jim@mkjimassociates.com

BANK OF INDIA (UGANDA) LTD

SCHEDULE 16 - OPERATING EXPENSES

	From To	YEAR ENDED			
		01.04.2025 31.03.2026 (Local Currency)		01.04.2024 31.03.2025 (Local Currency)	
I.	Payments to and Provisions for Employees	XXXXXXXXXXXXXXXXXXXX		XXXXXXXXXXXXXXXXXXXX	
	Salaries	3,586,080,939.00		3,447,428,541.00	
	Provident Fund	398,006,692.00		274,569,364.65	
	Medical Aid	272,102,559.00		204,235,103.00	
	Less : Credit Salaries				
	Total I	4,256,190,190.00		3,926,233,008.65	
II.	Rent, Taxes and Lighting	XXXXXXXXXXXXXXXXXXXX		XXXXXXXXXXXXXXXXXXXX	
	Rent				
	Taxes	10,228,254,778.00		8,472,338,525.00	
	Lighting	186,494,850.00		158,389,100.00	
	Expenditure on Property Let				
	Less : Credit Rent				
	Total II	10,414,749,628.00		8,630,727,625.00	
III.	Printing and Stationery	126,749,176.00		133,398,173.00	
IV.	Advertisement and Publicity	85,037,200.00		52,513,640.00	
V.	Depreciation on Bank's Property	1,771,348,358.00		1,627,399,486.51	
VI.	Directors' fees, allowances & expenses	188,216,393.00		137,097,288.28	
VII.	Auditors' fees and expenses	213,910,474.00		141,237,633.00	
VIII.	Law Charges	916,619,665.00		755,485,010.00	
IX.	Postages, Telegrams, Telephones etc.	Credits	Debits	Credits	Debits
	Postage - Inland		240,000.00		78,000.00
	Postage - Foreign		10,447,785.00		11,216,468.00
	Telegrams & Telephone - Inland	-	2,570,076,541.00		2,752,876,553.94
	Telegrams - Foreign	-			
	Stamps - Inland/Foreign				
		XXXXXXXXXXXX	XXXXXXXXXXXX	XXXXXXXXXXXX	XXXXXXXXXXXX
	Sub Total	-	2,580,764,326.00	-	2,764,171,021.94
	(Net balance to be extended to) Total IX		2,580,764,326.00		2,764,171,021.94
X.	Repairs and Maintenance	43,630,630.00		45,318,930.00	
XI.	Insurance	559,262,718.00		286,752,124.00	
XII.	Other Expenditure	XXXXXXXXXXXXXXXXXXXX		XXXXXXXXXXXXXXXXXXXX	
	Business Development Expenses	40,133,330.00		44,340,984.00	
	Staff Welfare Expenses (Educational)	44,307,319.00		206,458,981.00	
	Travelling Expenses	126,342,717.00		147,205,139.29	
	News Papers	7,515,527.00		5,994,049.00	
	* Miscellaneous Charges	2,357,019,995.00		2,639,039,370.70	
	Entertainment Expenses				
	Total XII	2,575,318,888.00		3,043,038,523.99	
	Total (I to XII)	23,731,797,646.00		21,543,372,464.37	

* Details as per separate sheet enclosed

Date :


Chief Manager


Chief Executive

MKJIM & ASSOCIATES
CERTIFIED PUBLIC ACCOUNTANT

Chartered Accountants
Sign:.....
Tel: 0772 090 242
Email: jim@mkjimassociates.com

BANK OF INDIA (UGANDA) LTD

Annexure 1 to Form B

ANNEXURE OF PROVISIONS & CONTINGENCIES AND APPROPRIATIONS

debited to Profit & Loss Account for the period ended 31.03.2026
i.e. from 01.04.2025 to 31.03.2026

		Amount in full (in Local Currency)
A) (i)	PROVISIONS & CONTINGENCIES	
1	Provision for Bad / Doubtful debts (NPA)	286,431,549.00
2	Provision for Taxation	-
3	Provision for Standard Assets	193,688,393.00
4	Provision for Investment Depreciation	-
5	Bad debts written off to the debit of P&L A/C	-
6	Amount utilised / retained to wipe off brought forward losses	-
7	Other Provisions (Please specify) (Refer Note No. 2)	-
a)		
b)		
c)		
	Sub Total (i)	480,119,942.00
(ii)	Less: Excess Provisions written back (Please give details)	
1	Provision written back for Bad / Doubtful debts (NPA)	
2	Provision written back for Taxation	
3	Provision written back for Standard Assets	
4	Provision written back for Investment Depreciation	
5	Bad debts written off to the debit of P&L A/C	
6	Amount utilised / retained to wipe off brought forward losses	
7	Other Provisions (Please specify) (Refer Note No. 2)	
a)		
b)		
c)		
	Sub Total (ii)	-
	TOTAL "A" : (i) - (ii)	480,119,942.00
B)	APPROPRIATIONS	
1	General Reserve Unallocated	
2	Legal Earned Reserve	
3	Provisions for Statutory Reserves, if any (Please give details)	
	Total "B"	0.00
	TOTAL (A + B) *	480,119,942.00

* The total should tally with the amount of 'Provision & Contingencies' appearing in summary page of Form 'B' for the period 01.04.2025 to 31.03.2026

Note 1 : The amount of Furniture & Fixtures written off should be reported under Schedule 14 - Item IV
Less : Loss on sale of Land, Building & Other Assets.

Note 2 : Other Provisions include only those

- for diminution in the value of any assets other than fixed assets,
- For meeting any claim or liability specifically recognised and earmarked; as such, these do not include general/non-specific allocations as per local laws, if they are in the nature of reserve. For example Provision for Standard Assets is a requirement as per Bank's Policy. Any such provision, if done as per local laws will come under provisions as these are not in the nature of reserve.

Note 3 : Any excess provision written back to credit of P & L A/c should be reported in A(ii) above
- Excess provision written back - and not in Schedule 14.

Note 4 : Appropriations include transfer from Profit & Loss a/c to reserves such as Legal earned Reserve, General Reserve and any such items in the nature of unallocated reserves / free reserves.

Date :  Chief Manager  Chief Executive Chartered Accountant

Classification: Internal

MKJIM & ASSOCIATES
CERTIFIED PUBLIC ACCOUNTANT
Sign:.....
Tel: 0772 090 242
Email: jim@mkjimassociates.com

BANK OF INDIA (UGANDA) LTD
Break-up of Investments as on 31.03.2026 for calculation of CRAR

HELD TO MATURITY (HTM)

Sr. No	Category	Risk Weight	Book Value (HTM)	Provision (HTM)	Value net of depreciation
		%	(1)	(2)	(3) [1-2]
SLR Investments					
1	Investments in Government securities (including special securities and pledge securities)	0	0.00		0.00
2	Investments in other approved securities guaranteed by Central/State Government	0			0.00
3	Investments in other approved securities where payment of interest and repayment of principal are not guaranteed by Central/State Govt.	20			0.00
4	Recapitalisation Bonds	0			0.00
Other Debt Securities			XXXXX	XXXXX	XXXXX
5	Investments in other securities where payment of interest and repayment of principal are guaranteed by Central/State Government (will include Indira/Kisan Vikas Patra and Bonds/Debentures where payment of interest and principal is guaranteed by Central Govt.	0	0.00		0.00
6	Investments in Government guaranteed securities of Government Undertakings which do not form part of the approved market borrowing programme	20			0.00
7	State Government guaranteed other securities which have become NPA.	100			0.00
8	Investments in bonds issued by banks	20			0.00
9	Investments in securities which are guaranteed by the banks as to payment of interest and repayment of principal	20	169,513,202,790.53		169,513,202,790.53
10	Investments in subordinated debt/bonds of other banks PFIs for their Tier-II Capital	100			-
11	Investment in SIDBI / NABARD Bonds in lieu of shortfall in priority sector lendings	100			-
12	Investment in Mortgage Backed Securities (MBS) of residential assets of Housing finance Companies (HFCs) which are recognised and supervised by National Housing Bank. (subject to satisfying terms and conditions given in Annexure 8c to above RBI Circular)	75			-
13	Investment in Mortgage Backed Securities (MBS) & other securitised exposure backed by mortgage on commercial real estate	150			-
14	Investment in Securitised paper pertaining to an infrastructure facility. (subject to satisfying terms and conditions given in Annexure 3 to above RBI Circular)	50			-
15	Investments in debentures/bonds/security receipts/ Pass Through Certificates issued by Securitisation Company/Reconstruction Company	100			-
16	Direct Investments in equity shares, convertible 'Bonds and Debentures' and units of equity oriented mutual funds.	150			-
17	All other investments	100			-
18	Foreign Investments	100			-
19	Other participations (OP)	100			-
TOTAL			169,513,202,790.53	-	169,513,202,790.53
Investments in subsidiaries /joint ventures					-

te : 1. Above details should be submitted separately for HTM/AFS/HFT categories along with a summary thereof.



Chief Manager



Chief Executive

Chartered Accountant

Date :

MKJIM & ASSOCIATES
CERTIFIED PUBLIC ACCOUNTANT



 Tel: 0772 090 242
 Email: jim@mkjimassociates.com

Classification: Internal

BANK OF INDIA (UGANDA) LTD
Break-up of Interest Accrued on Investments as on 31.03.2026

Sr. No.	Category	Risk Weight	Book Value	Provision	Value net of depreciation
		%	(1)	(2)	(3) [1-2]
1	Interest due/ Accrued on Government Securities / other approved Securities	0.00	8,195,001,826.05		8,195,001,826.05
2	Interest due / Accrued on Government Guaranteed Securities of Govt. Undertakings not forming part of approved market borrowing programme / unguaranteed other approved Securities	20.00			-
3	Interest due / Accrued on State Govt. guaranteed Securities of Govt. Undertakings not forming part of approved market borrowing programme / unguaranteed other approved Securities	100.00			-
4	Interest due/Accrued on State Government guaranteed securities which have become NPA	100.00			-
5	Interest accrued on investments in bonds issued by / Securities guaranteed by other banks	20.00			-
6	Interest accrued -- All Others	100.00	-		-
	TOTAL *		8,195,001,826.05	-	8,195,001,826.05

* should tally with the total amount of interest on Investments included in Interest Accrued [Item II of Schedule 11]



Chief Manager

Date :



Chief Executive

Chartered Accountant

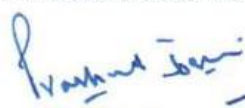


BANK OF INDIA (UGANDA) LTD
Break-up of Investments as on 31.03.2026 for calculation of CRAR

AVAILABLE FOR SALE

Sr. No.	Category	Risk Weight	Book Value AFS	Provision AFS	Value net of depreciation
		%	(1)	(2)	(3) [1-2]
SLR Investments					
1	Investments in Government securities (including special securities and pledge securities)	0			0.00
2	Investments in other approved securities guaranteed by Central/State Government	0			0.00
3	Investments in other approved securities where payment of interest and repayment of principal are not guaranteed by Central/State Govt.	20			0.00
4	Recapitalisation Bonds	0			0.00
Other Debt Securities			XXXXX	XXXXX	XXXXX
5	Investments in other securities where payment of interest and repayment of principal are guaranteed by Central/State Government (will include Indra/Kisan Vikas Patra and Bonds/Debentures where payment of interest and principal is guaranteed by Central Govt.	0			0.00
6	Investments in Government guaranteed securities of Government Undertakings which do not form part of the approved market borrowing programme	20			0.00
7	State Government guaranteed other securities which have become NPA.	100			0.00
8	Investments in bonds issued by banks	20			0.00
9	Investments in securities which are guaranteed by the banks as to payment of interest and repayment of principal	20			0.00
10	Investments in subordinated debt/bonds of other banks PFIs for their Tier-II Capital	100			0.00
11	Investment in SIDBI / NABARD Bonds in lieu of shortfall in priority sector lendings	100			0.00
12	Investment in Mortgage Backed Securities (MBS) of residential assets of Housing finance Companies (HFCs) which are recognised and supervised by National Housing Bank. (subject to satisfying terms and conditions given in Annexure 2c to above RBI Circular)	75			0.00
13	Investment in Mortgage Backed Securities (MBS) & other securitised exposure backed by mortgage on commercial real estate	150			0.00
14	Investment in Securitised paper pertaining to an infrastructure facility. (subject to satisfying terms and conditions given in Annexure 3 to above RBI Circular)	50			0.00
15	Investments in debentures/bonds/security receipts/ Pass Through Certificates issued by Securitisation Company/Reconstruction Company	100			0.00
16	Direct Investments in equity shares, convertible 'Bonds and Debentures' and units of equity oriented mutual funds.	150			0.00
17	All other investments	100			0.00
18	Foreign Investments	100			0.00
19	Other participations (OP)	100			0.00
TOTAL			0.00	0.00	0.00
Investments in subsidiaries /joint ventures					0.00

1. Above details should be submitted separately for HTMAFS/HFT categories along with a summary thereof.



Chief Manager

Date :



Chief Executive

Chartered Accountant

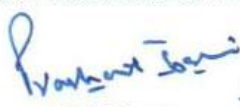


Classification: Internal

BANK OF INDIA (UGANDA) LTD
Break-up of Investments as on 31.03.2026 for calculation of CRAR
HELD FOR TRADING

Sr. No.	Category	Risk Weight	Book Value HFT	Provision HFT	Value net of depreciation
		%	(1)	(2)	(3) [1-2]
	SLR Investments				
1	Investments in Government securities (including special securities and pledge securities)	0			0.00
2	Investments in other approved securities guaranteed by Central/State Government	0			0.00
3	Investments in other approved securities where payment of interest and repayment of principal are not guaranteed by Central/State Govt.	20			0.00
4	Recapitalisation Bonds	0			0.00
	Other Debt Securities		XXXXX	XXXXX	XXXXX
5	Investments in other securities where payment of interest and repayment of principal are guaranteed by Central/State Government (will include Indira/Kisan Vikas Patra and Bonds/Debentures where payment of interest and principal is guaranteed by Central Govt.	0			0.00
6	Investments in Government guaranteed securities of Government Undertakings which do not form part of the approved market borrowing programme	20			0.00
7	State Government guaranteed other securities which have become NPA.	100			0.00
8	Investments in bonds issued by banks	20			0.00
9	Investments in securities which are guaranteed by the banks as to payment of interest and repayment of principal	20			0.00
10	Investments in subordinated debt/bonds of other banks PFIs for their Tier-II Capital	100			0.00
11	Investment in SIDBI / NABARD Bonds in lieu of shortfall in priority sector lendings	100			0.00
12	Investment in Mortgage Backed Securities (MBS) of residential assets of Housing finance Companies (HFCs) which are recognised and supervised by National Housing Bank. (subject to satisfying terms and conditions given in Annexure 2c to above RBI Circular)	75			0.00
13	Investment in Mortgage Backed Securities (MBS) & other securitised exposure backed by mortgage on commercial real estate	150			0.00
14	Investment in Securitised paper pertaining to an infrastructure facility. (subject to satisfying terms and conditions given in Annexure 3 to above RBI Circular)	50			0.00
15	Investments in debentures/bonds/security receipts/ Pass Through Certificates issued by Securitisation Company/Reconstruction Company	100			0.00
16	Direct Investments in equity shares, convertible 'Bonds and Debentures' and units of equity oriented mutual funds.	150			0.00
17	All other investments	100			0.00
18	Foreign Investments	100			0.00
19	Other participations (OP)	100			0.00
	TOTAL		0.00	0.00	0.00
	Investments in subsidiaries /joint ventures				0.00

Note : 1. Above details should be submitted separately for HTMAFS/HFT categories along with a summary thereof.


Chief Manager

Date :


Chief Executive

Chartered Accountant

MKJIM & ASSOCIATES
CERTIFIED PUBLIC ACCOUNTANT


Tel: 0772 090 242
Email: jim@mkjimassociates.com

BANK OF INDIA (UGANDA) LTD
Break-up of Investments as on 31.03.2026 for calculation of CRAR
SUMMARY

Sr. No	Category	Risk Weight	Book Value	SUMMARY	Provision SUMMARY	Value net of depreciation
		%	(1)		(2)	(3) [1-2]
SLR Investments						
1	Investments in Government securities (including special securities and pledge securities)	-	-	-	-	-
2	Investments in other approved securities guaranteed by Central/State Government	-	-	-	-	-
3	Investments in other approved securities where payment of interest and repayment of principal are not guaranteed by Central/State Govt.	20.00	-	-	-	-
4	Recapitalisation Bonds	-	-	-	-	-
Other Debt Securities			XXXXX	XXXXX	XXXXX	XXXXX
5	Investments in other securities where payment of interest and repayment of principal are guaranteed by Central/State Government (will include Indira/Kisan Vikas Patra and Bonds/Debentures where payment of interest and principal is guaranteed by Central Govt.	-	-	-	-	-
6	Investments in Government guaranteed securities of Government Undertakings which do not form part of the approved market borrowing programme	20.00	-	-	-	-
7	State Government guaranteed other securities which have become NPA.	100.00	-	-	-	-
8	Investments in bonds issued by banks	20.00	-	-	-	-
9	Investments in securities which are guaranteed by the banks as to payment of interest and repayment of principal	20.00	169,513,202,790.53	-	-	169,513,202,790.53
10	Investments in subordinated debt/bonds of other banks PFIs for their Tier-II Capital	100.00	-	-	-	-
11	Investment in SIDBI / NABARD Bonds in lieu of shortfall in priority sector lendings	100.00	-	-	-	-
12	Investment in Mortgage Backed Securities (MBS) of residential assets of Housing finance Companies (HFCs) which are recognised and supervised by National Housing Bank. (subject to satisfying terms and conditions given in Annexure 2c to above RBI Circular)	75.00	-	-	-	-
13	Investment in Mortgage Backed Securities (MBS) & other securitised exposure backed by mortgage on commercial real estate	150.00	-	-	-	-
14	Investment in Securitised paper pertaining to an infrastructure facility. (subject to satisfying terms and conditions given in Annexure 3 to above RBI Circular)	50.00	-	-	-	-
15	Investments in debentures/bonds/security receipts/ Pass Through Certificates issued by Securitisation Company/Reconstruction Company	100.00	-	-	-	-
16	Direct Investments in equity shares, convertible 'Bonds and Debentures' and units of equity oriented mutual funds.	150.00	-	-	-	-
17	All other investments	100.00	-	-	-	-
18	Foreign Investments	100.00	-	-	-	-
19	Other participations (OP)	100.00	-	-	-	-
TOTAL * and **			169,513,202,790.53	-	-	169,513,202,790.53
Investments in subsidiaries /joint ventures			-	-	-	-

* Total of Book Value of investment should tally with total of Schedule 8

** Total of Provisions should tally with "Reserve for Investment" (Item IV-d of Schedule 5

: 1. Above details should be submitted separately for HTM/AFS/HFI categories along with a summary thereof

Investments in Public Financial Institutions (PFIs) are to be shown under item 17 ' All other investments' and not under item 8

Investments in Bonds issued by Banks

Prakash Joshi
Chief Manager

[Signature]
Chief Executive

Chartered Accountant

Date :

MKJIM & ASSOCIATES
CERTIFIED PUBLIC ACCOUNTANT
Sign:
Tel: 0772 090 242
Email: jim@mkjimassociates.com

Classification: Internal

FOR ALL FOREIGN BRANCHES AND ALL POSITION MAINTAINING BRANCHES

ANNEXURE D

BANK OF INDIA (UGANDA) LTD

SUPPLEMENTARY INFORMATION OF CONTINGENT LIABILITIES IN RESPECT OF INTER-BRANCH TRANSACTION NATURE ONLY

INTER-BRANCH TRANSACTION NATURE ONLY		AS ON 31.03.2026 YEAR ENDED (Local Currency)
		xxxxxxx xxxxxxx
III.	Liability on account of outstanding forward exchange contracts in respect of Inter-Branch transaction nature only (Branch-wise details should be attached as per format enclosed) - Annexure D1	
IV.	Guarantees given on behalf of Constituents in respect of Inter-Branch Transaction Nature only (Branch-wise details should be attached as per format enclosed) - Annexure D2	xxxxxxx xxxxxxx
	a) In India	
	b) Outside India	
V.	Acceptances, endorsemments and other obligations in respect of Inter-branch	xxxxxxx xxxxxxx
	a) Bank's Liability for Credits opened for Customers	
	b) Bank's Liability for confirming Credits	
	c) Bank's Liabilities for Acceptances A/c. Customers	
	d) Liabilities for acceptances on behalf of Customers	
	Total of item V	0.00
VI.	Other items for which the Bank is contingently liable in respect of Inter-Branch Transaction Nature only (Branch-wise details should be attached)	xxxxxxx xxxxxxx
	a) Interest Rate Swap (IRS)	
	b) Currency Interest Rate Swap	
	c) Others	
	Total of VI	0.00
	Total III to VI	0.00

Date :



Chief Manager



Chief Executive

Chartered Accountant



Classification: Internal

FOR ALL FOREIGN BRANCHES AND ALL POSITION MAINTAINING BRANCHES

ANNEXURE D 1

BANK OF INDIA (UGANDA) LTD

BREAK-UP OF ITEM III SUPPLEMENTARY INFORMATION OF CONTINGENT LIABILITIES IN RESPECT OF INTER-BRANCH TRANSACTION NATURE ONLY

RE : STATEMENT OF FOREX FORWARD EXCHANGE CONTRACTS IN RESPECT OF INTER-BRANCH TRANSACTION NATURE ONLY AS ON 31ST MARCH, 2026

SR NO.	NAME OF THE BRANCH	DATE OF ORIGINAL CONTRACT	PURCHASE OR SALE	MATURITY DATE	CURRENCY AMOUNT
1					
2					
3					
4					
5					
6					
7					
8					
9					
10					
TOTAL					0.00



Chief Manager



Chief Executive

Date :



BANK OF INDIA (UGANDA) LTD

SUPPLEMENTARY INFORMATION OF CONTINGENT LIABILITIES IN RESPECT OF INTER-BRANCH TRANSACTION NATURE ONLY PART A

A) OFF BALANCE SHEET ITEMS (CONTINGENT LIABILITIES) IN RESPECT OF INTER-BRANCH TRANSACTION NATURE ONLY	AMOUNT OUTSTANDING AS ON 31.03.2026 (Local Currency)	CASH MARGIN/ DEPOSIT/ EAR-MARKED DEPOSITS AVAILABLE AS SECURITY
III. Liability on account of outstanding forward exchange contracts with original maturity of contracts of Inter-Branch Transaction nature only (Branch-wise details should be attached)		xxxxxxxx
a) 14 days or less		
b) 15 days or more upto 1 year		
c) Above 1 year & over upto 2 years		
d) Above 2 years & over upto 5 years		
e) Above 5 years		
IV. Gurantees given on behalf of Constituents supported by guarantees/letter of comfort of our Branches i.e. Inter-Branch Transaction Nature only (Branch-wise details should be attached)		
a) Against counter guarantees of our Branch		
b) Financial Guarantees		
c) Others		
V. Acceptances, endorsements and Other Obligations in respect of Inter-Branch Transaction Nature only (Branch-wise details should be attached)	xxxxxx	xxxxxxxx
a) Bank's Liability for Credits opened for Customers		
b) Bank's Liability for confirming credits		
c) Bank's Liabilities for Acceptances A/c. Customers		
d) Liabilities for acceptance on behalf of Customers		
Total of Item V	0.00	0.00
VI. Other items for which the Bank is contingently liable in respect of Inter-Branch Transaction Nature only (Branch-wise details should be attached)	xxxxxx	xxxxxxxx
1 INTEREST RATE SWAP (IRS)	xxxxxx	xxxxxxxx
a) 1 year or less		
b) Above 1 year & upto 5 years		
c) Above 5 years		
2 CURRENCY INTEREST RATE SWAP	xxxxxx	xxxxxxxx
a) 1 year or less		
b) Above 1 year & upto 5 years		
c) Above 5 years		
3 Other		
Total of VI	0.00	0.00
** Total III to VI	0.00	0.00

Note : TOTAL OF EACH ITEM SHOULD TALLY WITH THE RESPECTIVE ITEMS OF ANNEXURE D IN RESPECT OF INTER BRANCH TRANSACTION NATURE ONLY.

** Total III to VI should tally with Contingent Liabilities as per ANNEXURE D of inter-branch transaction nature only.

Date :


Chief Manger


Chief Executive

Chartered Accountants

MKJIM & ASSOCIATES
CERTIFIED PUBLIC ACCOUNTANT
Sign: 
Tel: 0772 090 242
Email: jim@mkjimassociates.com

From : BANK OF INDIA (UGANDA) LTD To :

Additional Information of Schedule 12 Contingent Liabilities item III & VI for the YEAR ENDED 31.03.2026

OUTSTANDING FORWARD EXCHANGE CONTRACTS

Item III Schedule 12	Merchant Contracts (A)	Cash Margin/ Deposit / Ear-marked deposit available	Inter-Branch Contracts (B)	Inter-Bank Cross Currency Contracts (C)	Other Inter-Bank Contracts (D)	Total A+B+C+D
Liability on account of outstanding forward exchange contracts with original maturity of						0.00
a) 1 Year or less						0.00
b) Over 1 years upto 5 years						0.00
c) Over 5 years						0.00
TOTAL III	0.00	0.00	0.00	0.00	0.00	0.00

INTEREST RATE SWAP CONTRACTS & DERIVATIVES CONTRACTS IF ANY

Item VI Schedule 12	Merchant Contracts (A)	Cash Margin/ Deposit / Ear-marked deposit available	Inter-Branch Contracts (B)	Inter-Bank Cross Currency Contracts (C)	Other Inter-Bank Contracts (D)	Total A+B+C+D
Interest Rate Swap Contracts and other derivatives contracts if any.						0.00
a) 1 year or less						0.00
b) Over 1 year upto 5 years						0.00
						0.00
						0.00
						0.00
						0.00
c) Over 5 years						0.00
TOTAL IV	0.00	0.00	0.00	0.00	0.00	0.00

- Note:
 1.00 Treasury Branch issues FCNR Contracts at notional rate. Such contracts should be given separately as a foot note and should not be reported under Merchant Contracts.
 * 2 Total III Column i.e. Total A+B+C+D should tally with the total shown in Schedule 12 and annexure to Schedule 12 item III in Form 'A'.
 ** 3 Total VI Column i.e. Total A+B+C+D should tally with the total shown in Schedule 12 and annexure to Schedule 12 item VI under Interest Rate Swap in Form 'A'.

Date :  Chief Manager  Chief Executive  Chartered Accountant



FOR ALL FOREIGN BRANCHES AND ALL POSITION MAINTAINING BRANCHES

ANNEXURE D 2

BANK OF INDIA (UGANDA) LTD

BREAK-UP OF ITEM IV SUPPLEMENTARY INFORMATION OF CONTINGENT LIABILITIES IN RESPECT OF INTER-BRANCH TRANSACTION NATURE ONLY

RE : STATEMENT OF GUARANTEES GIVEN ON BEHALF OF CONSTITUENTS IN RESPECT OF INTER-BRANCH TRANSACTION NATURE ONLY i.e. ON THE BASIS OF COUNTER GUARANTEES FROM OUR BRANCHES AS ON 31ST MARCH, 2026

SR. NO.	NAME OF THE BRANCH	GUARANTEE ORIGINATING DATE	DUE DATE	NAME OF THE ACCOUNT	CURRENCY AMOUNT
1					
2					
3					
4					
5					
6					
7					
8					
9					
10					
TOTAL					0.00

Date :



Chief Manager



Chief Executive



BANK OF INDIA (UGANDA) LTD

Details of Inter Office Adjustments

31ST MARCH, 2026

Schedule 5		Schedule 11	
Branch Name	Amount in Local Currency of your branch	Branch Name	Amount in Local Currency of your branch
BIRMINGHAM		BIRMINGHAM	
EAST HAM		EAST HAM	
LEICESTER		LEICESTER	
LONDON		LONDON	
MANCHESTER		MANCHESTER	
WEMBLEY		WEMBLEY	
JERSEY		JERSEY	
PARIS		PARIS	
MOMBASA		MOMBASA	
NAIROBI		NAIROBI	
NAIROBI IAB		NAIROBI IAB	
WESTLANDS		WESTLANDS	
OSAKA		OSAKA	
TOKYO		TOKYO	
NEW YORK		NEW YORK	
SAN FRAN. AG		SAN FRAN. AG	
CAYMAN ISLAND		CAYMAN ISLAND	
HONGKONG		HONGKONG	
KOWLOON		KOWLOON	
SINGAPORE		SINGAPORE	
SHENZEN		SHENZEN	
Total	0	Total	0
Net in Sch 5	0	Net in Sch 11	0

Classification: Internal

Frank Jones

**MKJIM & ASSOCIATES
CERTIFIED PUBLIC ACCOUNTANT**

Sign: *[Signature]*

Tel: 0772 330 247

Email: jim@mkjimassociates.com

CHECK LIST OF DATA ENTRY		BANK OF INDIA (UGANDA) LTD	
If message is " NOT ENTERED " please check for the schedule. Either the data for the schedule is not entered or TOTAL for the schedule is NIL i.e. NIL SCHEDULE.			
C A - 1 6		F O R M - B	
CA16 - I	ENTERED	SCH-13	ENTERED
CA16 - II	ENTERED	SCH-14	ENTERED
CA16 - III	ENTERED	SCH-15	ENTERED
F O R M - A		SCH-16	ENTERED
SCH-3	ENTERED	FORM-B LOSS	NOT ENTERED
SCH-4	NOT ENTERED	FORM-B PROFIT	ENTERED
SCH-5	ENTERED	FORM-B PROVISION	ENTERED
SCH-6	ENTERED	C A - 1 9	
SCH-7	ENTERED	CA19	ENTERED
SCH-8	ENTERED	CA19A	ENTERED
SCH-9	ENTERED	CA19C	NOT ENTERED
SCH-10	ENTERED		
SCH-10(DEP)	ENTERED		
SCH-11	ENTERED		
SCH-12	ENTERED		
BILLS FOR COLL.	#REF!		
SCH-9, PART-A	ENTERED	SCH-12,PART-A	ENTERED
SCH-9, PART-AA	ENTERED		
ANNEXURE - D	NOT ENTERED	ANNEXURE - D1	NOT ENTERED
ANNEXURE - D2	NOT ENTERED	ANNEXURE - D3	NOT ENTERED
ANNEXURE - D5/1	NOT ENTERED	ANNEXURE - D5/2	NOT ENTERED
		INVESTMENT BREAKUP	ENTERED

Handwritten signature

Handwritten signature

M. K. JIMASSOCIATES
 CERTIFIED PUBLIC ACCOUNTANT
 Tel: 01172009242
 mkjimassociates.com

CHECK LIST OF MISMATCHES

BANK OF INDIA (UGANDA) LTD

ITEMS

FORM - A	
TOTAL OF ASSETS & LIABILITIES	OK
Total of Sch-9 & Sch9A Outstanding Amount	OK
Total of CA19 NPA Provision & Sch 9A NPA Provision amount	OK
Total of CA19A Unrealised Interest & Sch 9A Unrealised Interest	OK
Total of sch-12 & sch-12 part A	OK
Total of Sch-8 and Total of Summary of break-up of investments	OK
Item IV-c of Schedule 5 & Total of Provisions of Summary of break-up of investment	OK
Total of NPA as per CA19 and as per Sch 9AA	OK
Total as per CA19 NPA Provision & Sch 9AA NPA Provision amount	OK
Total as per CA19A Unrealised Interest of NPA A/cs & Sch 9AA Unrealised Interest	OK

FORM - B

TOTAL OF INCOME & EXPENDITURE	OK
-------------------------------	----

CA - 19

Due from Banks	O.K.
Bill Purchased Discounted - Due from Others	O.K.
Syndicate loans - Due from others	O.K.
OTHERS	O.K.
ADV TO STAFF	O.K.
TOTAL OF ADV. AS PER CA19 & AS PER SCH - 9	O.K.

CA - 19 A

Due from Banks	O.K.
Bill Purchased Discounted - Due from others	O.K.
Syndicate loans - Due from others	O.K.
OTHERS	O.K.
ADV TO STAFF	O.K.
TOT OF COL. 6+7 OF SUNDRY CREDITS(CA16) & TOT OF UNREALISED INCOME AS PER CA19A AND AS PER CA16	O.K.

INVESTMENTS

Total of Break-up of Investment Summary & Total of Schedule 8	O.K.
Total of Break-up of Provision for Investment & Item IV -d of Schedule 5	O.K.
Total of Break-up of Interest Accrued on Investments & Item II of Schedule 11	O.K.

D5 - MISMATCH

DIFFERENCE BETWEEN INTER BR FORWARD EXCHANGE AS PER ANNEXURE D & D5	O.K.
DIFFERENCE BETWEEN INTER BR INTEREST RATE SWAP AS PER ANNEXURE D & D5	O.K.
DIFFERENCE BETWEEN FORWARD EXCHANGE AS PER SCH 12 & D-5	O.K.
DIFFERENCE BETWEEN INTEREST RATE SWAP AS PER SCH 12 & D-5	O.K.
DIFFERENCE BETWEEN INTER BR FORWARD EXCHANGE AS PER ANNEXURE D & D3	O.K.
DIFFERENCE BETWEEN GUARANTEES AS PER ANNEXURE D & D3	O.K.
DIFFERENCE BETWEEN ACCEPTANCE, ENDORSEMENT ETC AS PER ANNEXURE D & D3	O.K.
DIFFERENCE BETWEEN INTEREST RATE SWAP AS PER ANNEXURE D & D3	O.K.

Classification: Internal

Pranav Kumar

MKJIM & ASSOCIATES
CERTIFIED PUBLIC ACCOUNTANT

Sign:

Tel: 0772-090242

Email: jim@mkjimassociates.com